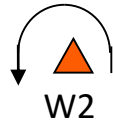
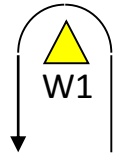


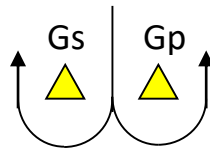
Attachment A - Course Chart



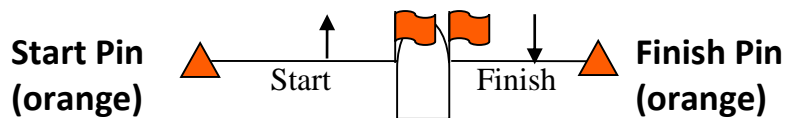
Mark W2, (orange) "W2"



Mark W1 (yellow) "W1"



Gate (yellow) "Gs / Gp"



Course

1	<i>(2 legs)</i>	Start – W1 – Finish
2	<i>(2 legs)</i>	Start – W2 – Finish
3	<i>(4 legs)</i>	Start – W1 – Gt – W1 – Finish
4	<i>(4 legs)</i>	Start – W2 – Gt – W2 – Finish
5	<i>(4 legs)</i>	Start – W2 – Gt – W1 – Finish
6	<i>(6 legs)</i>	Start – W1 – Gt – W1 – Gt – W1 – Finish
7	<i>(6 legs)</i>	Start – W2 – Gt – W2 – Gt – W2 – Finish

Marks W1 and W2 shall be rounded to port.

Mark Gs shall be rounded to starboard.

Mark Gp shall be rounded to port.